

Instrument Key

Conventional Units

	ETC Source4 26deg 750W	39 / 48
	ETC Source4 36deg 750W	31 / 36
	ETC Source4 50deg 750	9 / 18
	Altman PAR 64 NSP	9 / 9
	Altman PAR 64 MFL	4 / 4
	Altman PAR 64 WFL	9 / 10

Static LED Units

	ETC ColorSource PAR Narrow Round	9 / 10
	GLP Ignition Par	9 / 10
	ETC Source4 LED2DS 26deg	2 / 2
	ETC Source4 LED2DS 36deg	2 / 2

Moving Spot Fixtures

	High End Systems SoloSpot Pro CMY	6 / 6
	High End Systems SoloSpot Frame 2000	2 / 2

Moving Wash Fixtures

	High End Systems Solo Wash LED 37	1 / 8
	High End Systems SoloWash Pro 2000	6 / 6

Moving FX Fixtures

	High End Systems ShapeShifter W2	1 / 1
--	----------------------------------	-------

Strip Lights

	Blizzard Lighting PixelStorm 240	0 / 4
	6' Zip Strip	5 / 6

Set Mounts

	ETC Source4 Mini 19deg	2 / 2
	USITT PAR MR-16 Birdie-MFL	5 / 6
	Music Stand Circuit	1 / 0
	RGB LED Tape	3

Follow Spots

	ETC Source4 19deg 750W	4 / 8
	ETC Source4 LED2DS 19deg	0 / 2

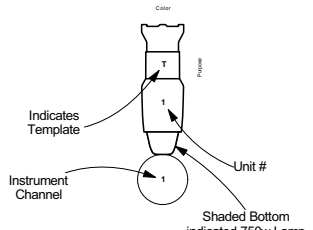
Accessories

	16\"/>	4 / 4
	Iris	1 / 4

Special FX

	Wireless Dimmer	1 / 1
	Unique Hazer	1 / 2

Legend



Notes:

*Lights are spaced at 1'-6\"/>

*Please make sure that there is plenty of R119 and R132 on hand for focus.

* Please make sure that the HE Shapeshifter Unit inside the Scenic Tree is the color unit, not the warm/cool white fixture.

*Please mount all S4 Spots to City Theatrical Follow Spot Yokes if possible

*All Spot color should be stapeled into paper frames and tethered, if possible, to minimize falling hazards.

*All Spots should be equipped with a handle, Iris and manual dimmer.

*GLP pars on Side trusses are truss warmers and should be mounted inside truss

*Split Gel: Please prep color sperated by / between gel numbers by cutting on a diag and taping back together. The goal is to have half of each color in the frame.

*All Trims are from House Deck unless otherwise noted



Lighting Design by:

Bill Rios

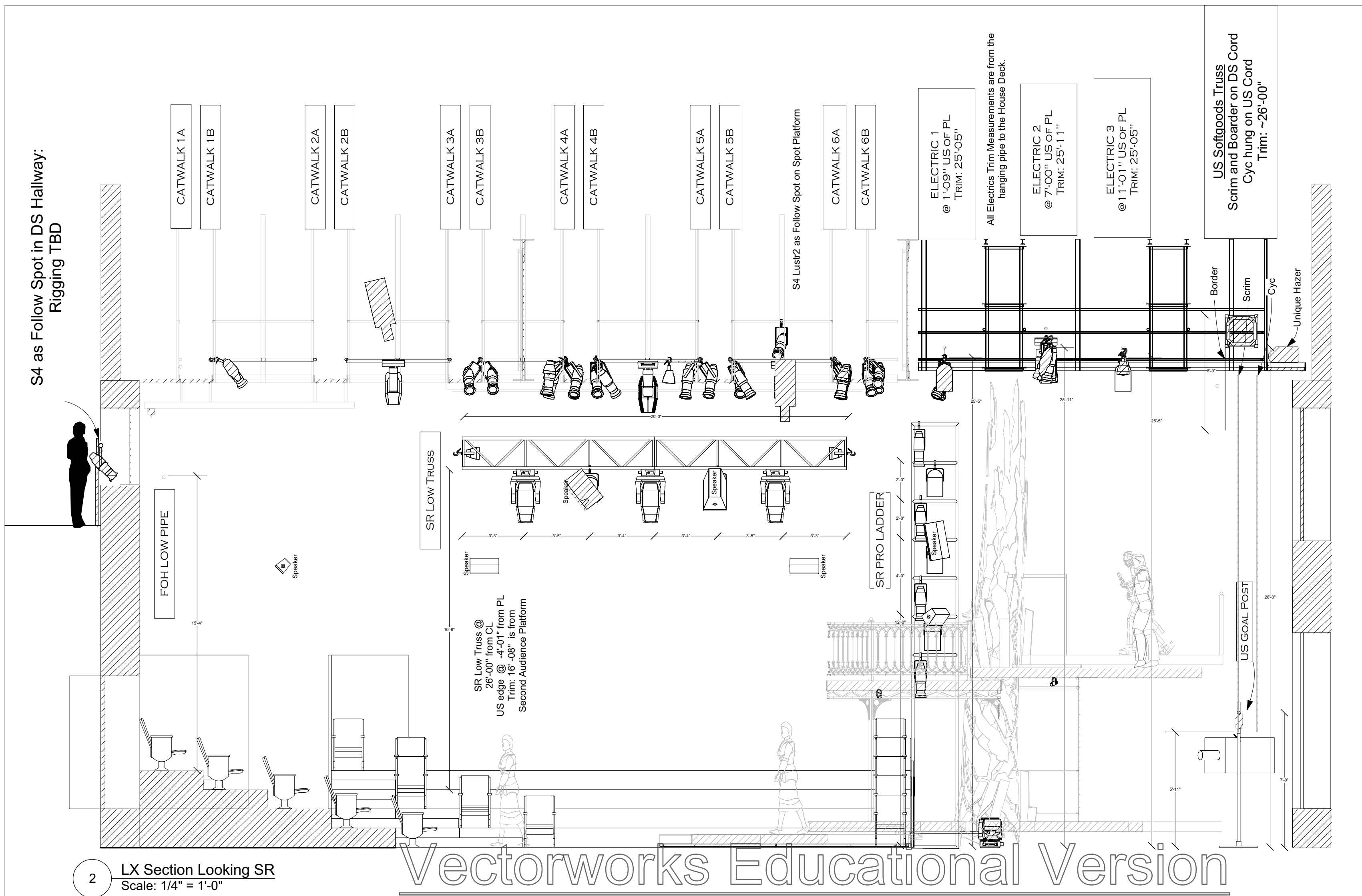
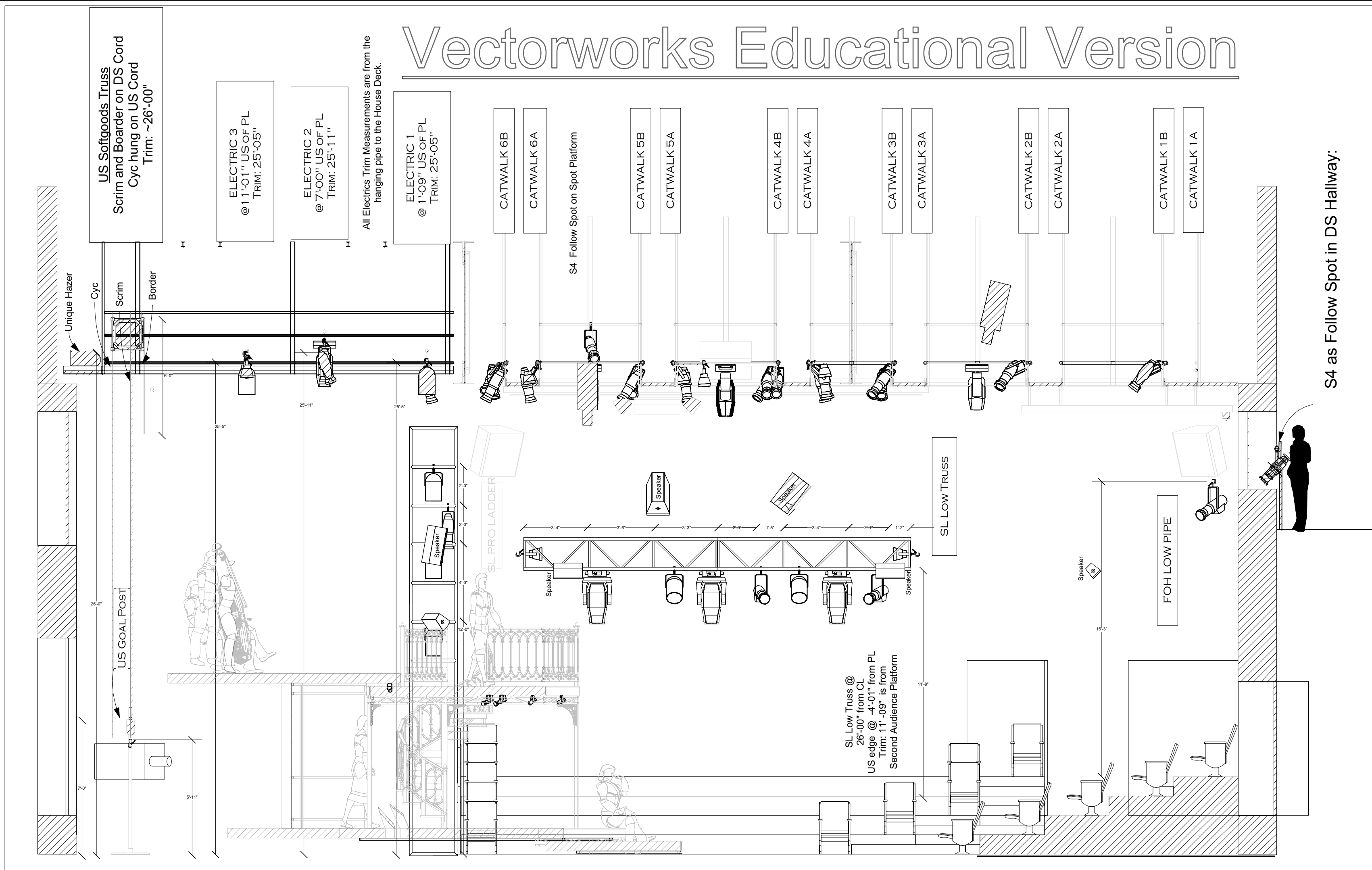
Cell: 330.606.1260
e-mail: wmr469@utexas.edu

THIS DRAWING REPRESENTS VISUAL CONCEPTS AND CONSTRUCTION SUGGESTIONS ONLY. THE LIGHTING DESIGNER IS UNQUALIFIED TO DETERMINE THE ELECTRICAL OR STRUCTURAL APPROPRIATENESS OF THE DESIGN AND WILL NOT ASSUME RESPONSIBILITY FOR IMPROPER ENGINEERING, CONSTRUCTION, OR USE. ALL MATERIALS AND CONSTRUCTION MUST MEET THE MOST STRINGENT LOCAL SAFETY AND FIRE CODES



Show:	SPRING AWAKENING	
Venue:	Oscar Brockett Theatre University of Texas at Austin	
Drawing Title:	Plot	
Director:	Anna Skidis Vargas	
Scenic Designer:	Tucker Goodman	
Lighting Designer:	Bill Rios	
Production Electrician:	Sarah Cantu	
Date:	Scale:	Drawn by:
11.20.2019	1/4\"/>	Bill Rios
Plate:	Paper Size:	
1 of 5	US Arch D	

Vectorworks Educational Version



Notes:

*Lights are spaced at 1'-6"
unless otherwise specified

*Please make sure that there is
plenty of R119
and R132 on hand for focus.

* Please make sure that the HE
Shapeshifter
Unit inside the Scenic Tree is
the color unit, not the
warm/cool white fixture.

*Please mount all S4 Spots to
City Theatrical Follow Spot
Yokes if possible

*All Spot color should be
stapeled into paper frames and
tethered, if possible, to
minimize falling hazards.

*All Spots should be equiped
with a handle, Iris and manual
dimmer.

*GLP pars on Side trusses are
truss warmers and should be
mounted inside truss

*Split Gel: Please prep color
spererated by / between gel
numbers by cutting on a diag
and taping back together. The
goal is to have half of each
color in the frame.

*All Trims are from House Deck
unless otherwise noted



Lighting Design by:

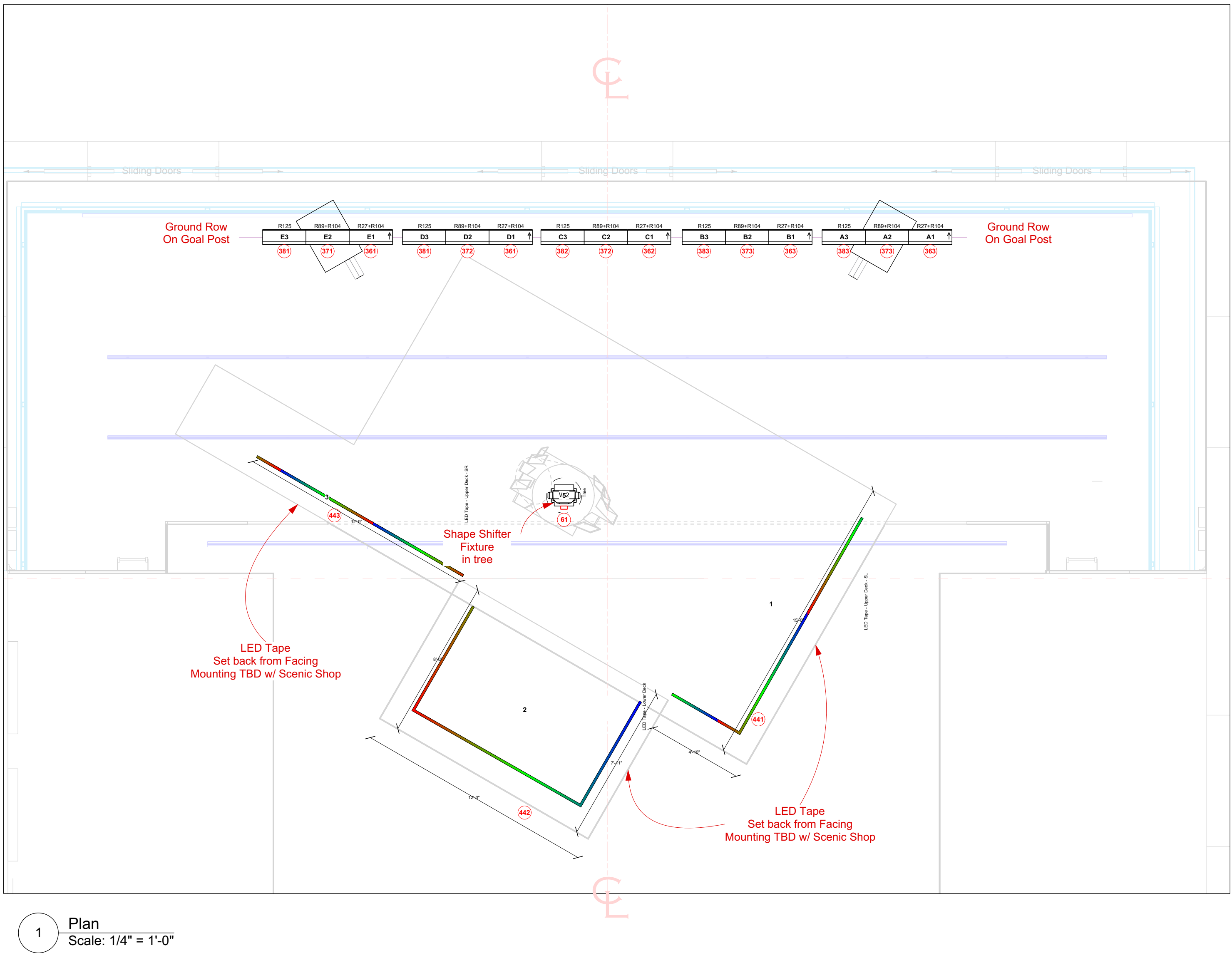
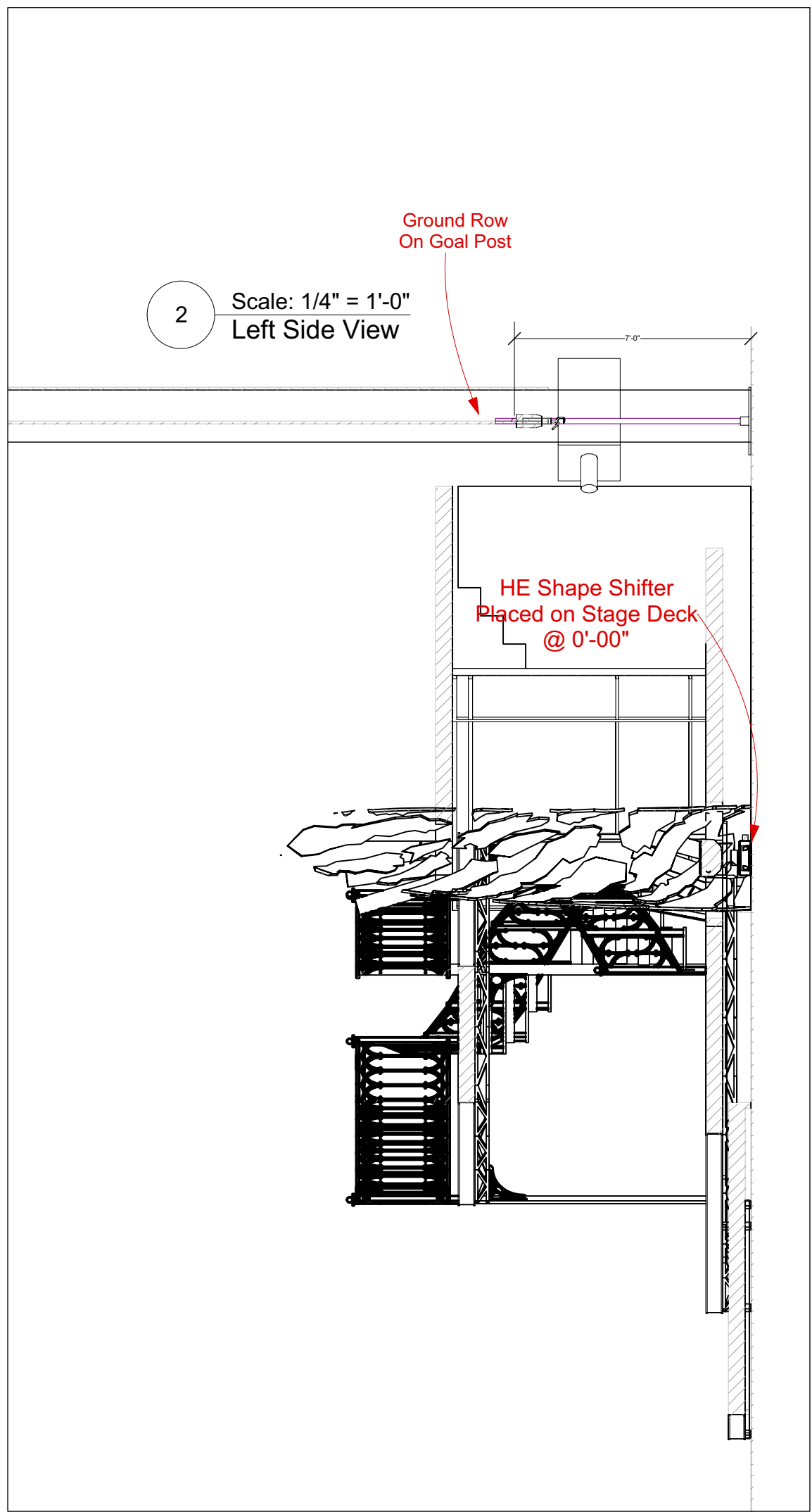
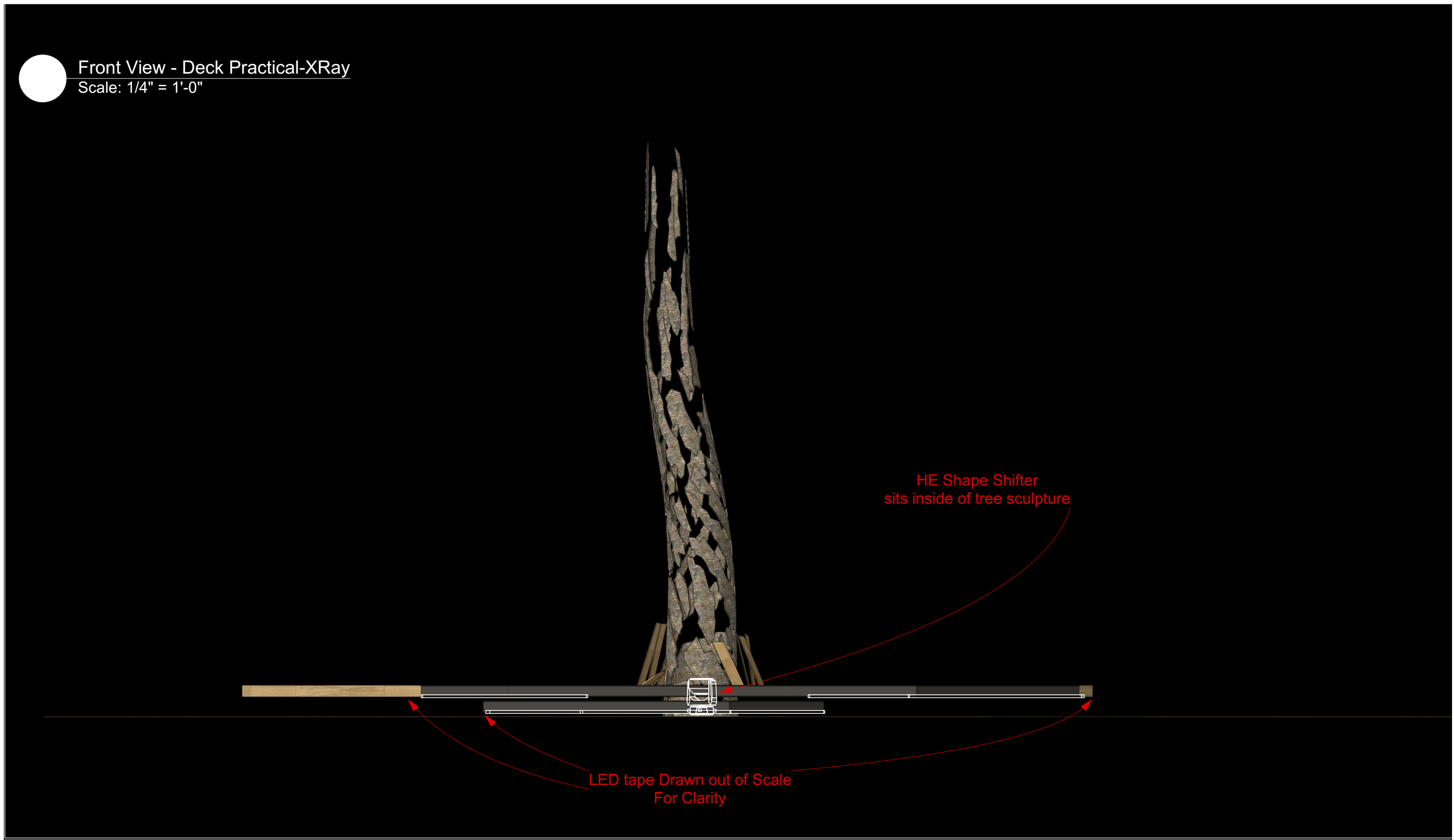
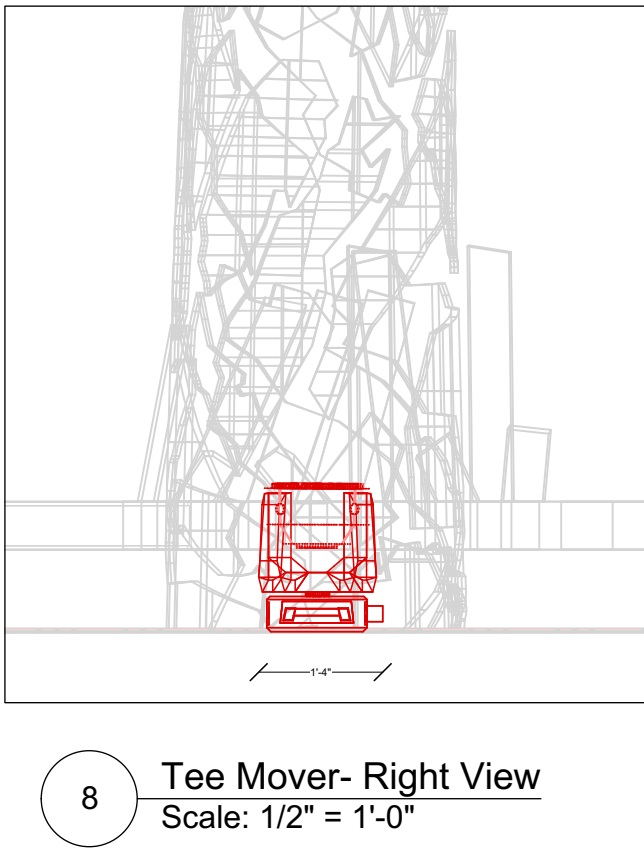
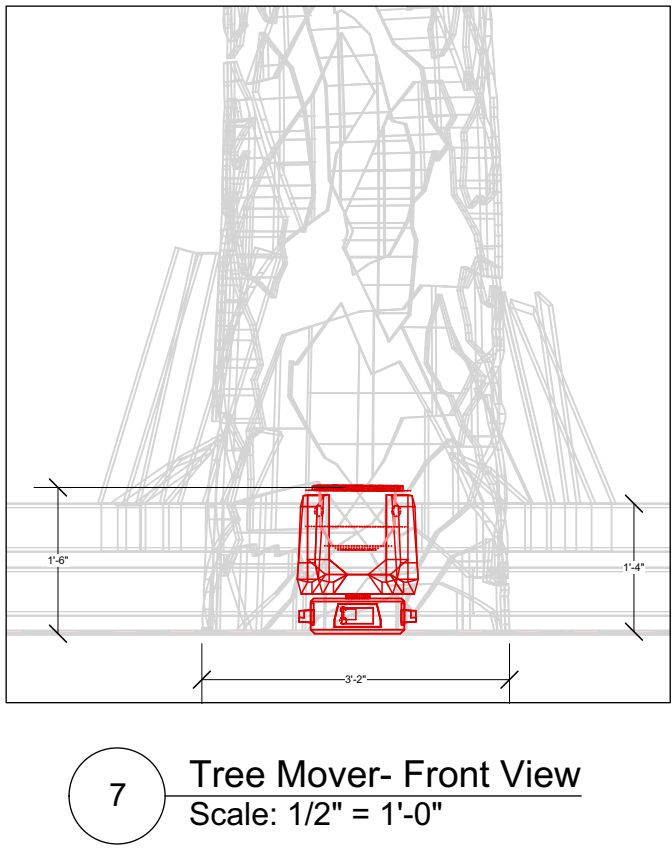

Bill Rios

Cell: 330.606.1260
e-mail: wmr469@utexas.edu

THIS DRAWING REPRESENTS VISUAL
CONCEPTS AND CONSTRUCTION
SUGGESTIONS ONLY. THE LIGHTING
DESIGNER IS UNQUALIFIED TO
DETERMINE THE ELECTRICAL OR
STRUCTURAL APPROPRIATENESS OF
THE DESIGN AND WILL NOT ASSUME
RESPONSIBILITY FOR IMPROPER
ENGINEERING, CONSTRUCTION, OR USE.
ALL MATERIALS AND CONSTRUCTION
MUST MEET THE MOST STRINGENT
LOCAL SAFETY AND FIRE CODES



Show:		SPRING AWAKENING	
Venue:		Oscar Brockett Theatre University of Texas at Austin	
Drawing Title:		CL Sections	
Director:		Anna Skidis Vargas	
Scenic Designer:		Tucker Goodman	
Lighting Designer:		Bill Rios	
Production Electrician:		Sarah Cantu	
Date:	Scale:	Drawn by:	
11.20.2019	1/4" = 1'-0"	Bill Rios	
Plate:	Paper Size:		
2 of 5	US Arch D		



Instrument Key		
Conventional Units		
	ETC Source4 26deg 750W	39 / 48
	ETC Source4 36deg 750W	31 / 36
	ETC Source4 50deg 750W	9 / 18
	Altman PAR 64 NSP	9 / 9
	Altman PAR 64 MFL	4 / 4
	Altman PAR 64 WFL	9 / 10
Static LED Units		
	ETC ColorSource PAR Narrow Round	9 / 10
	GLP Ignition Par	9 / 10
	ETC Source4 LED2DS 26deg	2 / 2
	ETC Source4 LED2DS 36deg	2 / 2
Moving Spot Fixtures		
	High End Systems SolaSpot Pro CMY	6 / 6
	High End Systems SolaSpot Frame 2000	2 / 2
Moving Wash Fixtures		
	High End Systems Sola Wash LED 37	1 / 8
	High End Systems SolaWash Pro 2000	6 / 6
Moving FX Fixtures		
	High End Systems ShapeShifter W2	1 / 1
Strip Lights		
	Blizzard Lighting PixelStorm 240	0 / 4
	6' Zip Strip	5 / 6
Set Mounts		
	ETC Source4 Mini 19deg	2 / 2
	USITT PAR MR-16 Birdie-MFL	5 / 6
	Music Stand Circuit	1 / 0
	RGB LED Tape	3
Follow Spots		
	ETC Source4 19deg 750W	4 / 8
	ETC Source4 LED2DS 19deg	0 / 2
Accessories		
	16" Side Arm	4 / 4
	Iris	1 / 4
Special FX		
	Wireless Dimmer	1 / 1
	Unique Hazer	1 / 2
Legend		
	Indicates Truss	
	Indicates Channel	
	Indicates Bottom	
	Indicates 750w Lamp	

Notes:

*Lights are spaced at 1'-6" unless otherwise specified

*Please make sure that there is plenty of R119 and R132 on hand for focus.

* Please make sure that the HE Shapeshifter Unit inside the Scenic Tree is the color unit, not the warm/cool white fixture.

*Please mount all S4 Spots to City Theatrical Follow Spot Yokes if possible

*All Spot color should be stapeled into paper frames and tethered, if possible, to minimize falling hazards.

*All Spots should be equiped with a handle, Iris and manual dimmer.

*GLP pars on Side trusses are truss warmers and should be mounted inside truss

*Split Gel: Please prep color spererated by / between gel numbers by cutting on a diag and taping back together. The goal is to have half of each color in the frame.

*All Trims are from House Deck unless otherwise noted



Lighting Design by:

Bill Rios

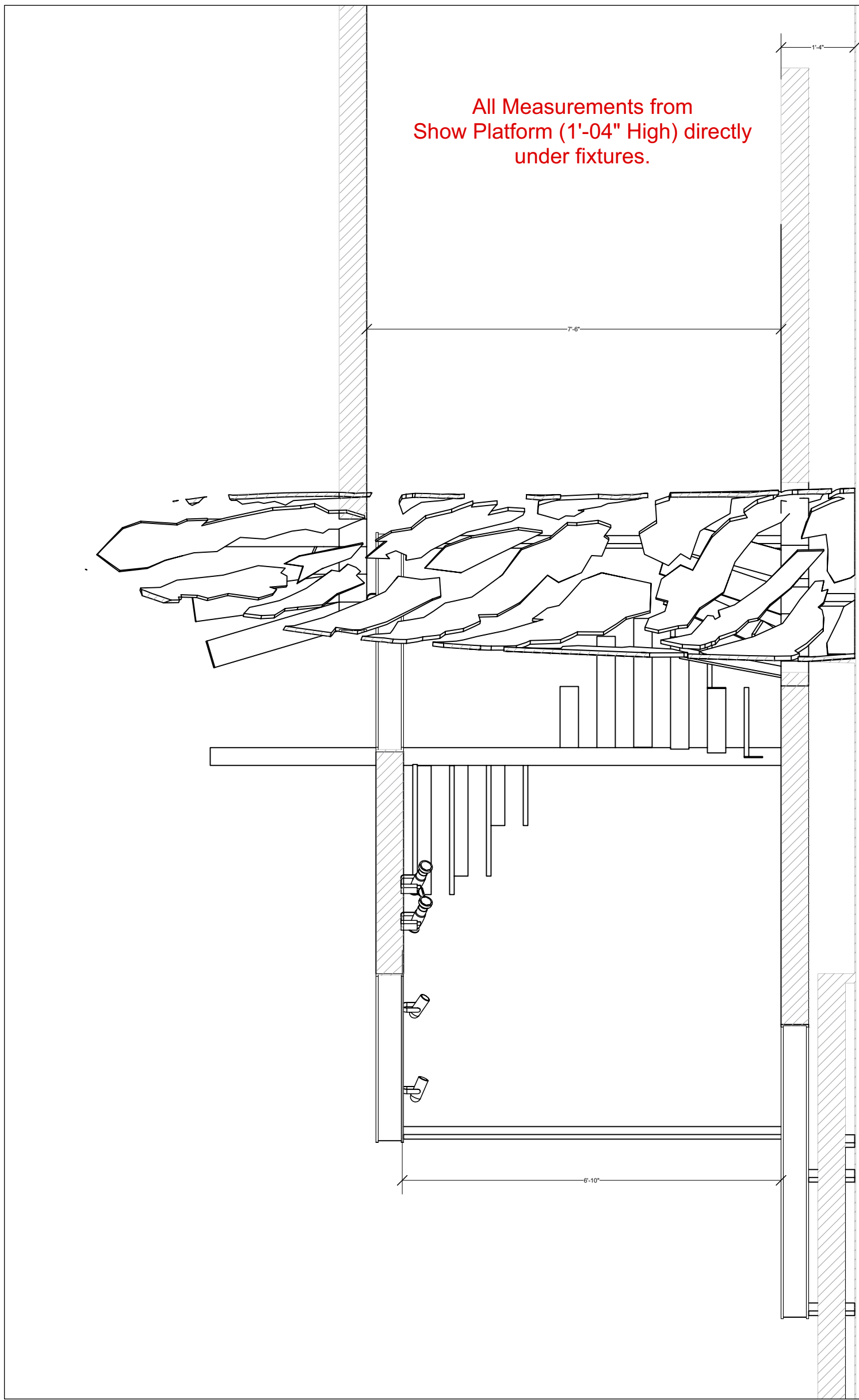
Cell: 330.606.1260
e-mail: wmr469@utexas.edu

THIS DRAWING REPRESENTS VISUAL CONCEPTS AND CONSTRUCTION SUGGESTIONS ONLY. THE LIGHTING DESIGNER IS UNQUALIFIED TO DETERMINE THE ELECTRICAL OR STRUCTURAL APPROPRIATENESS OF THE DESIGN AND WILL NOT ASSUME RESPONSIBILITY FOR IMPROPER ENGINEERING, CONSTRUCTION, OR USE. ALL MATERIALS AND CONSTRUCTION MUST MEET THE MOST STRINGENT LOCAL SAFETY AND FIRE CODES

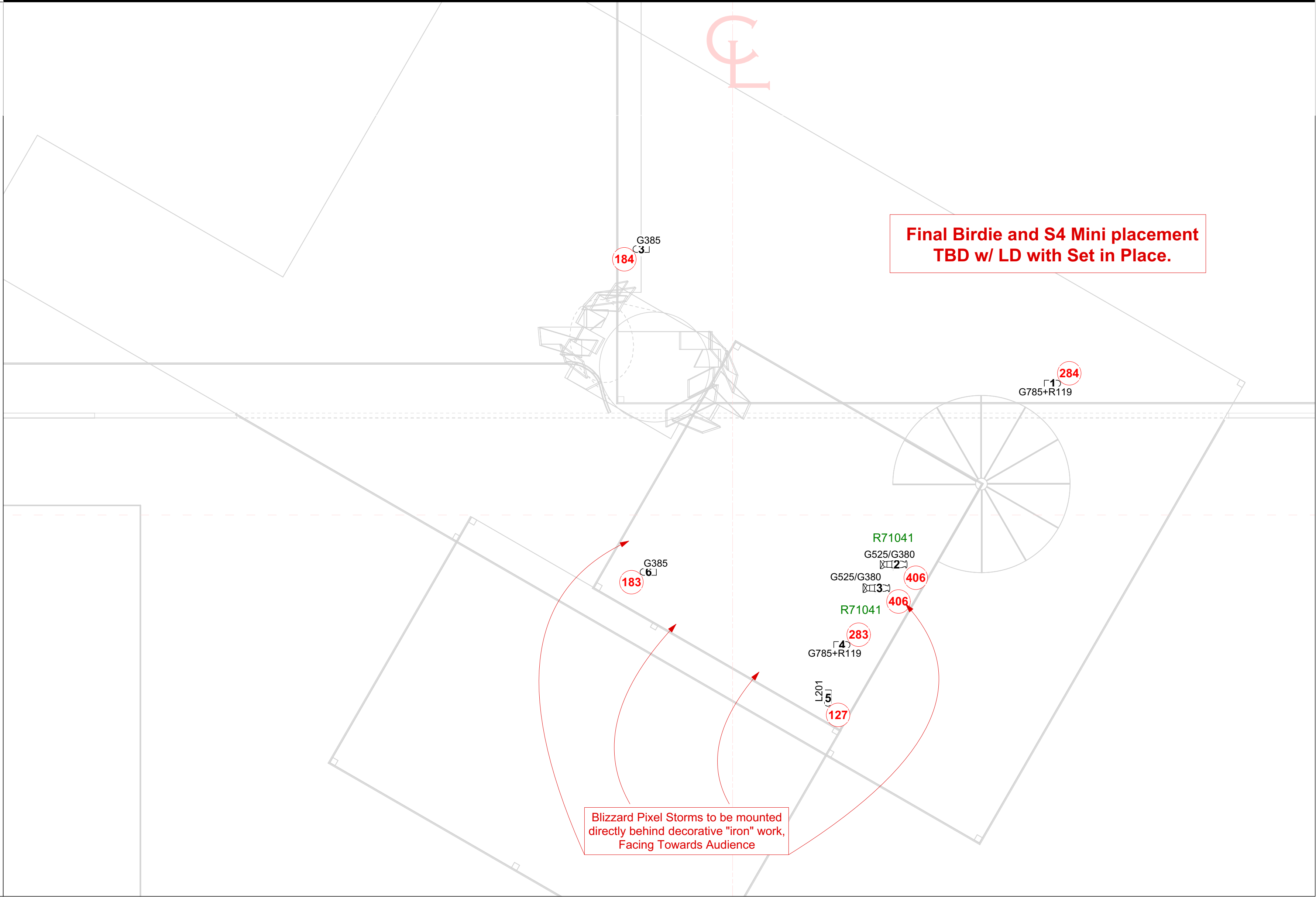


Show:	SPRING AWAKENING	
Venue:	Oscar Brockett Theatre University of Texas at Austin	
Drawing Title:	Deck Plot	
Director:	Anna Skidis Vargas	
Scenic Designer:	Tucker Goodman	
Lighting Designer:	Bill Rios	
Production Electrician:	Sarah Cantu	
Date:	Scale:	Drawn by:
11.20.2019	1/4" = 1'-0"	Bill Rios
Plate:	Paper Size:	
3 of 5	US Arch D	

3 Front View -Stage Mount-XRay
Scale: 1/2" = 1'-0"



2 Left Side View
Scale: 1/2" = 1'-0"



Instrument Key		
Conventional Units		
	ETC Source4 26deg 750W	39 / 48
	ETC Source4 36deg 750W	31 / 36
	ETC Source4 50deg 750W	9 / 18
	Altman PAR 64 NSP	9 / 9
	Altman PAR 64 MFL	4 / 4
	Altman PAR 64 WFL	9 / 10
Static LED Units		
	ETC ColorSource PAR Narrow Round	9 / 10
	GLP Ignition Par	9 / 10
	ETC Source4 LED2DS 26deg	2 / 2
	ETC Source4 LED2DS 36deg	2 / 2
Moving Spot Fixtures		
	High End Systems SolaSpot Pro CMY	6 / 6
	High End Systems SolaSpot Frame 2000	2 / 2
Moving Wash Fixtures		
	High End Systems Sola Wash LED 37	1 / 8
	High End Systems SolaWash Pro 2000	6 / 6
Moving FX Fixtures		
	High End Systems ShapeShifter W2	1 / 1
Strip Lights		
	Blizzard Lighting PixelStorm 240	0 / 4
	6' Zip Strip	5 / 6
Set Mounts		
	ETC Source4 Mini 19deg	2 / 2
	USITT PAR MR-16 Birdie-MFL	5 / 6
	Music Stand Circuit	1 / 0
	RGB LED Tape	3
Follow Spots		
	ETC Source4 19deg 750W	4 / 8
	ETC Source4 LED2DS 19deg	0 / 2
Accessories		
	16" Side Arm	4 / 4
	Iris	1 / 4
Special FX		
	Wireless Dimmer	1 / 1
	Unique Hazer	1 / 2
Legend		
	Indicator Template	
	Instrument Channel	
	Shaded Bottom	
	Indicated 750w Lamp	

Notes:

*Lights are spaced at 1'-6" unless otherwise specified

*Please make sure that there is plenty of R119 and R132 on hand for focus.

* Please make sure that the HE Shapeshifter Unit inside the Scenic Tree is the color unit, not the warm/cool white fixture.

*Please mount all S4 Spots to City Theatrical Follow Spot Yokes if possible

*All Spot color should be stapeled into paper frames and tethered, if possible, to minimize falling hazards.

*All Spots should be equiped with a handle, Iris and manual dimmer.

*GLP pars on Side trusses are truss warmers and should be mounted inside truss

*Split Gel: Please prep color spererated by / between gel numbers by cutting on a diag and taping back together. The goal is to have half of each color in the frame.

*All Trims are from House Deck unless otherwise noted




Lighting Design by:

Bill Rios

Cell: 330.606.1260
e-mail: wmr469@utexas.edu

THIS DRAWING REPRESENTS VISUAL CONCEPTS AND CONSTRUCTION SUGGESTIONS ONLY. THE LIGHTING DESIGNER IS UNQUALIFIED TO DETERMINE THE ELECTRICAL OR STRUCTURAL APPROPRIATENESS OF THE DESIGN AND WILL NOT ASSUME RESPONSIBILITY FOR IMPROPER ENGINEERING, CONSTRUCTION, OR USE. ALL MATERIALS AND CONSTRUCTION MUST MEET THE MOST STRINGENT LOCAL SAFETY AND FIRE CODES



Show:		SPRING AWAKENING	
Venue:		Oscar Brockett Theatre University of Texas at Austin	
Drawing Title:		Set Mount Plot	
Director:		Anna Skidis Vargas	
Scenic Designer:		Tucker Goodman	
Lighting Designer:		Bill Rios	
Production Electrician:		Sarah Cantu	
Date:	Scale:	Drawn by:	
11.20.2019	1/2" = 1'-0"	Bill Rios	
Plate:		Paper Size:	
4 of 5		US Arch D	

Notes:

- *Lights are spaced at 1'-6" unless otherwise specified
- *Please make sure that there is plenty of R119 and R132 on hand for focus.
- * Please make sure that the HE Shapeshifter Unit inside the Scenic Tree is the color unit, not the warm/cool white fixture.
- *Please mount all S4 Spots to City Theatrical Follow Spot Yokes if possible
- *All Spot color should be stapeled into paper frames and tethered, if possible, to minimize falling hazards.
- *All Spots should be equiped with a handle, Iris and manual dimmer.
- *GLP pars on Side trusses are truss warmers and should be mounted inside truss
- *Split Gel: Please prep color spererated by / between gel numbers by cutting on a diag and taping back together. The goal is to have half of each color in the frame.
- *All Trims are from House Deck unless otherwise noted




Lighting Design by:

Bill Rios

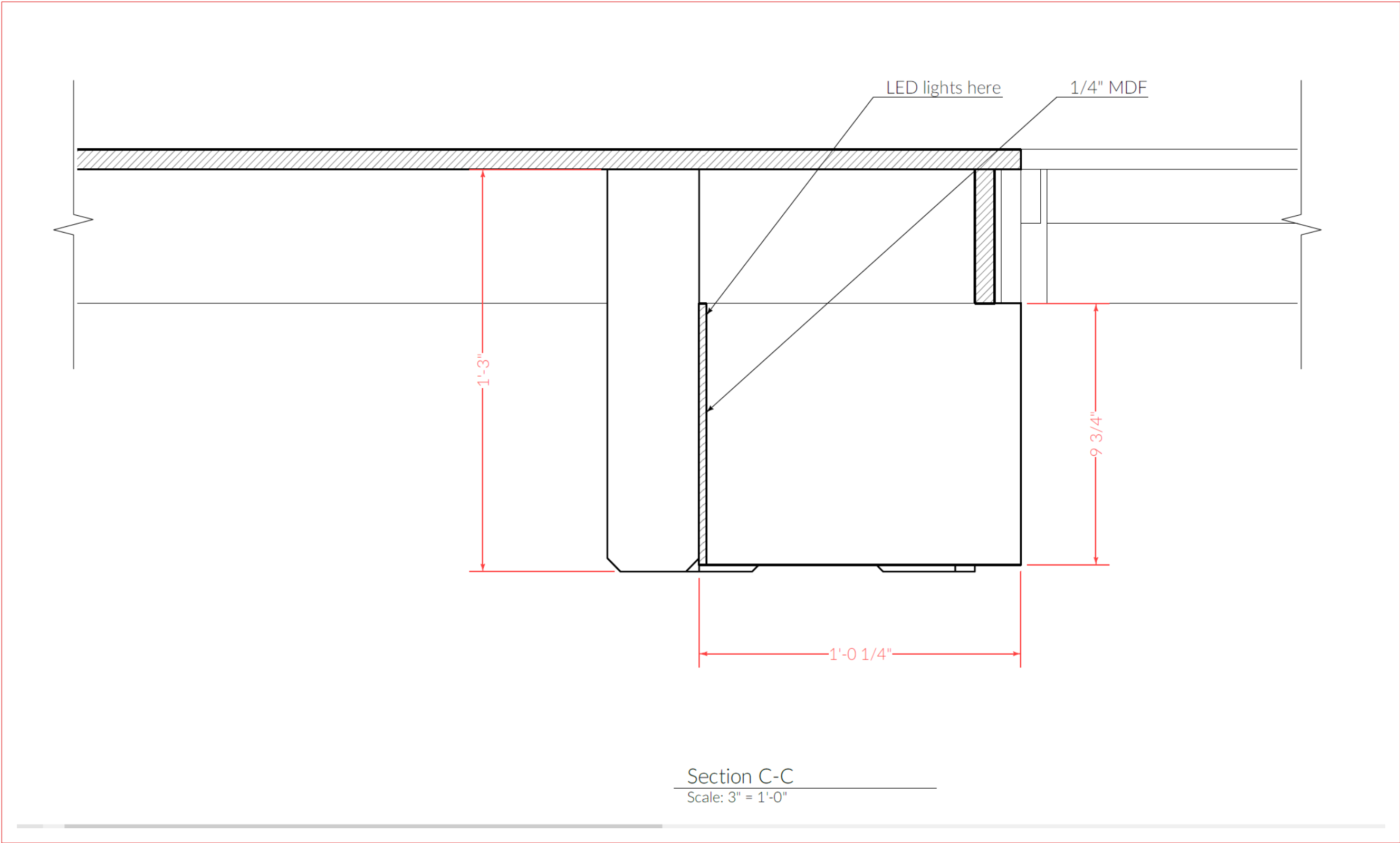
Cell: 330.606.1260
e-mail: wmr469@utexas.edu

THIS DRAWING REPRESENTS VISUAL CONCEPTS AND CONSTRUCTION SUGGESTIONS ONLY. THE LIGHTING DESIGNER IS UNQUALIFIED TO DETERMINE THE ELECTRICAL OR STRUCTURAL APPROPRIATENESS OF THE DESIGN AND WILL NOT ASSUME RESPONSIBILITY FOR IMPROPER ENGINEERING, CONSTRUCTION, OR USE. ALL MATERIALS AND CONSTRUCTION MUST MEET THE MOST STRINGENT LOCAL SAFETY AND FIRE CODES

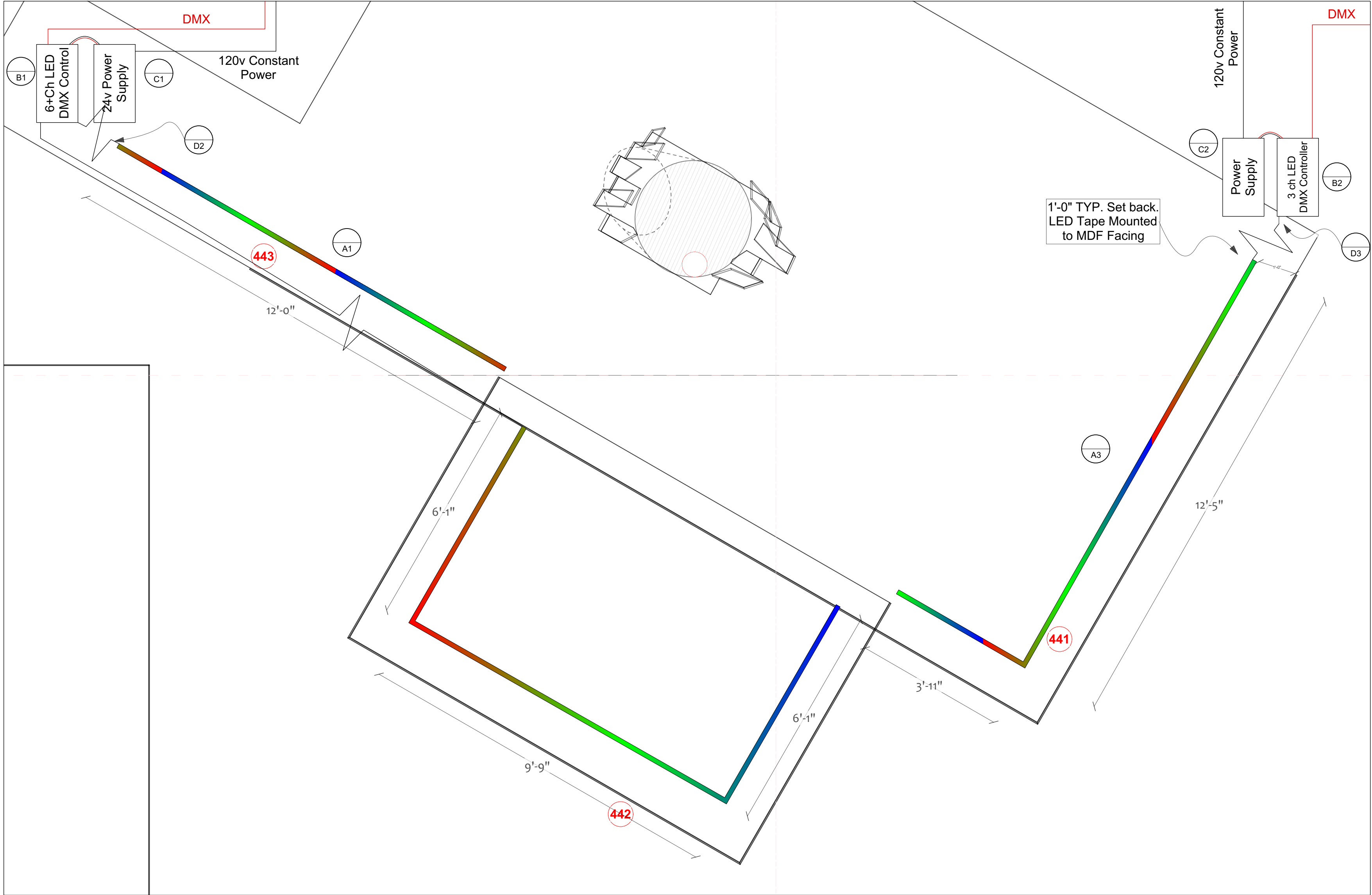
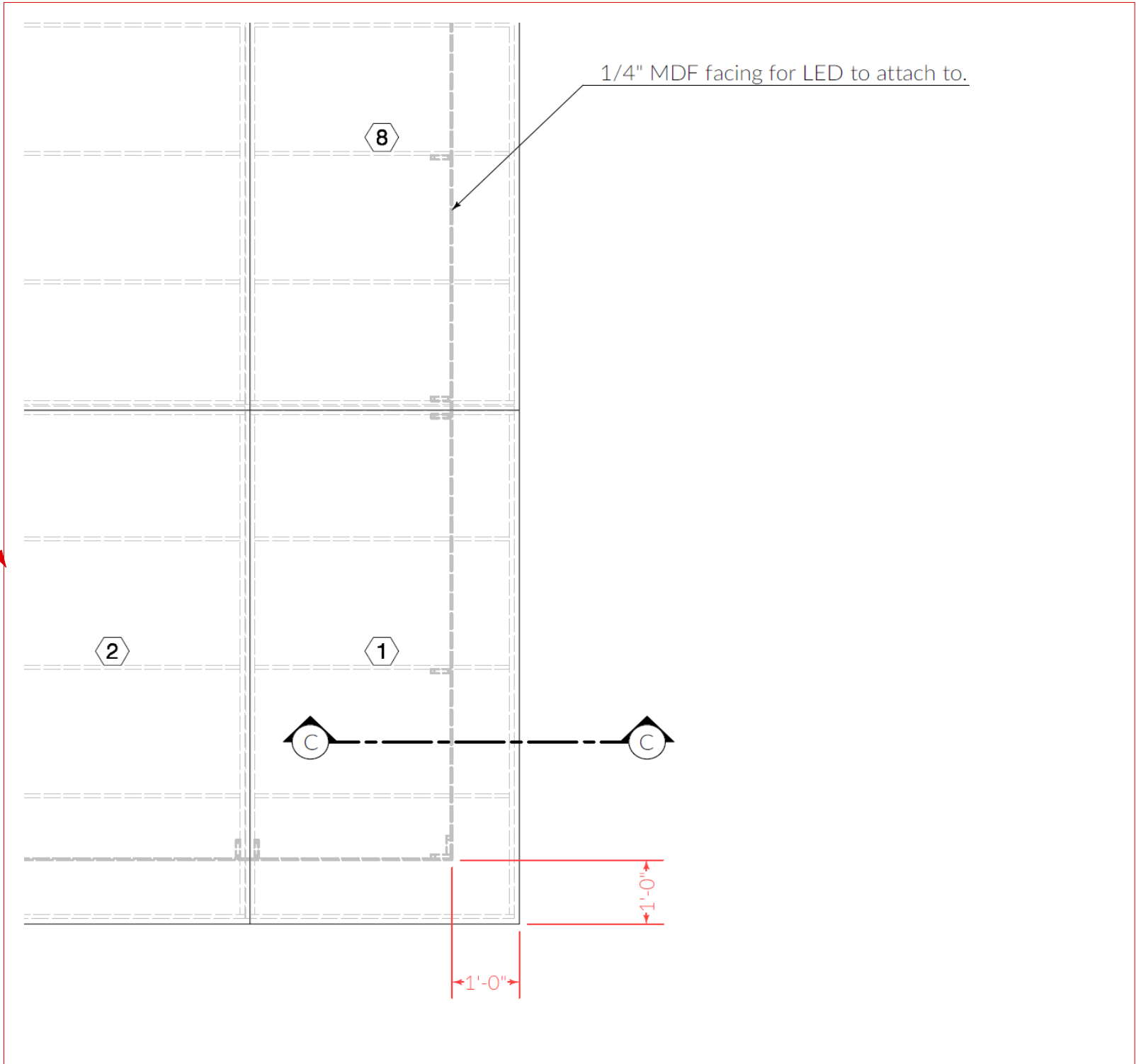


Show:	SPRING AWAKENING	
Venue:	Oscar Brockett Theatre University of Texas at Austin	
Drawing Title:	LED Tape Detail	
Director:	Anna Skidis Vargas	
Scenic Designer:	Tucker Goodman	
Lighting Designer:	Bill Rios	
Production Electrician:	Sarah Cantu	
Date:	Scale:	Drawn by:
11.20.2019	1/2" = 1'-00"	Bill Rios
Plate:	Paper Size:	
5 of 5	US Arch D	

Scenic Platform Detail from TD's 'SA_Scenic Plat Drafting' Drawing 9



Reference Images
Not to Scale



Detail List w/ links

- A. [10m 24v LED Tape on Amazon](#)
*50'-03" linear feet of 24v LED Tape
- B. [24 Ch DMX Controller](#)
- C. [24v Power Supply](#)
- D. [LED Ribbon Wire](#)

***Please substitute equipment with in house equivalent to save on budget when possible**